



IDEAL NETWORKS

Proof of Performance



SignalTEK CT

Data Cable Transmission Tester



IDEAL INDUSTRIES, INC.

Proof of Performance

SignalTEK CT

Data Cable Transmission Tester Proof of Performance

If you install or maintain data cabling, SignalTEK CT allows you to generate PDF test reports that prove installed links run at Gigabit Ethernet transmission rates.

For installers, this means having a cost-effective way to demonstrate the cabling is installed correctly and supports any Ethernet application running at up to 1 Gb/s. By proving real world performance, SignalTEK CT documents the quality of an installation - reducing the risk of call backs.

SignalTEK CT also gives network owners the assurance that network cabling will support critical services like VoIP, IP CCTV, control systems, and video streaming anywhere Ethernet is deployed; from a small residential, retail or commercial LAN to industrial plants, enterprise and campus networks.

Today's challenge

The foundation of all Ethernet networks is the physical cabling. Systems that were never thought of as "data networks" are quickly migrating from analog communication to digital data transmission, integrating Ethernet into nearly all low voltage systems. Network cabling installed into harsh environments may become more susceptible to disruption from external interference as well as faulty cabling or terminations. These physical layer problems can reduce throughput by causing dropped data frames, slowing the network as it retransmits lost data resulting in poor performance for users.

To avoid performance issues, today's installers and technicians must not only verify correct wiring but also stress-test a link to confirm its ability to transmit at maximum rate.

Tomorrow's solution

SignalTEK CT proves a link's ability to provide error-free performance at full Gigabit speeds by performing a complete physical termination and data transmission test.

With a quick Autotest, SignalTEK CT transmits a full 10 Gb of data bi-directionally across the link and reports any transmission errors against performance criteria defined by the IEEE 802.3ab Gigabit Ethernet Standard. Just 1 bit of corrupt or lost data among the 10 billion bits transmitted will fail the performance standard.

SignalTEK CT performs a complete installation test with TDR fault detection to identify and locate any physical problem, such as an errant nail, screw, or unseen conduit burr. SignalTEK CT will identify faults to the individual conductor rather than a pair, speeding the process of locating and correcting the problems.

SignalTEK CT offers the same peace of mind provided by complex cable certifiers with test results backed up by an internationally recognized standard. But unlike those costly certifiers, it is so easy to use that even the most novice technician can test a complete cabling plant or troubleshoot a single link quickly and accurately.



Autotest from remote unit
for one person testing



Easy transfer of test
results using USB
flash drive




Replaceable RJ45
contacts



Send test reports from anywhere using the free app



IDEAL
AnyWARE[®]



Step 1

Test

- Enter job site information
- Perform autotest on copper cabling

Step 2

Connect


- Activate SignalTEK CT wireless hotspot
- Connect your mobile phone or tablet with the IDEAL AnyWARE App
- Transfer test reports to your mobile device
- View test reports

Step 3

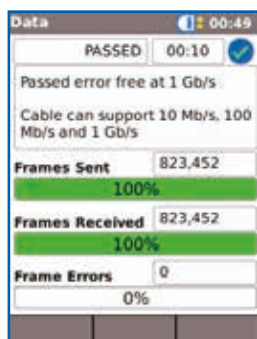
Send

- Select reports (pdf or csv) to send
- Select preferred transfer method – email, ftp, cloud storage etc.
- Send file
- Alternatively save test reports to USB key

Download the FREE App today



Wiremap results screen



Data test results screen

Fast & Flexible

- Fast Autotest provides proof of network performance in seconds
- T568A or T568B are the only configuration settings – run data transmission tests on Cat 5E, Cat 6/6A and Cat 7/7A twisted pair cable, virtually eliminating retesting due to configuration mistakes
- Operate from the included rechargeable battery packs or the optional AA battery holder to test on jobsites without power
- Identify and trace mislabeled cables with the optional amplifier probe
- Organize up to 5,000 tests in customizable job folders

Intuitive

- All menus and selections are displayed in your language of choice, no confusing icons to interpret
- User-friendly menu structure for trouble-free operation and minimal training
- Simple cable naming and job creation enhances on-site productivity

Dependable

- Tests to the IEEE802.3ab Gigabit Ethernet standard for trusted results
- Field replaceable RJ45 contacts eliminate downtime from worn or damaged connectors
- Rugged design provides protection against knocks in the field
- Completely digital test circuitry eliminates the need for annual calibration saving time and money

SignalTEK CT

Data Cable Transmission Tester

Proof of Performance

Test Reporting

SignalTEK NT automatically generates test reports in PDF or CSV format.

The summary page of each report can be customized to include logo, company and operator details. Choose between 3 different reports that can show either passed, failed or all test reports in each report:

- Summary
- Brief
- Full (see example on the right side)

Ordering Information

SignalTEK CT	
Catalog #	Kit Contents
R156004	SignalTEK CT – Data Cable Transmission Tester. Includes 1 x display, 1 x remote, 2 x NiMH batteries, 2 x patch cables - 12", 2 x 110-220V power supply with universal plug adapters, 1 x USB Wi-Fi adapter, 1 x user manual, 1 x carry case

For the active version of the SignalTEK® range (# R156001), please visit our website.

Optional Accessories

Catalog #	Description
151052	Battery holder to operate tester from standard AA alkaline batteries. Includes 1 holder, order 2 to operate both handsets.
62-164	1 x cable tracing probe
150058	RJ45 field replacement kit. Includes extraction tool and 10 replacement contacts

For replacement accessories, please visit our website.

Basic Specifications

Max. No. of Jobs	Max. No. of Stored Test	Max. Length	Battery Life	Dimensions per handset in inches	Weight per handset
50	5000	593 ft.	5 hours	6.9 x 3.2 x 1.6	0.9 lb

For detailed specifications, please visit our website.



IDEAL NETWORKS

Apple and the Apple logo are trademarks of Apple Inc., registered in the U.S. and other countries. App Store is a service mark of Apple Inc.

Android is a trademark of Google Inc.

All Rights Reserved. IDEAL, IDEAL NETWORKS, IDEAL AnyWARE and the SignalTEK logos are trademarks or registered trademarks of IDEAL INDUSTRIES LIMITED or IDEAL INDUSTRIES, INC.

IDEAL INDUSTRIES NETWORKS DIVISION
1375 Park Ave. Sycamore, IL 60178, U.S.A
Phone: +1 800-947-3612 | Fax: +1 815-895-5181
Email: contactus@idealnworks.net

www.idealnetworks.net



SignalTEK-CT Test Report									
Job Name: N1500	Owner: DMTH	Company: DEMO	Address 1: PARK STR	City: DEMO	State: 12345	Country: Phone:	PASS		
Info 1:	Info 2:	Info 3:	Info 4:	Info 5:	Info 6:	Info 7:	Info 8:	Info 9:	Info 10:
The cables indicated below have been tested for wiring integrity and data performance according to the IEEE 802.3ab Ethernet Standard									
Total length of cable tested 1 m									
Test Name	Test Result	Date	Time	Pair Setup	Wiringmap	Data Test	10 Mbit/s	100 Mbit/s	1 Gbit/s
0001	Pass	2020-01-15	10:00	100%	100%	100%	100%	100%	100%
Results									
Wiremap									
Cable									
Created: March 1 2020 01:55									



A subsidiary of
IDEAL INDUSTRIES INC.



IDEAL INDUSTRIES, INC.

Specification subject to change without notice. E&OE
Printed in U.S.A. P-5239 09/15
© IDEAL Networks 2015
Publications no.: 156900, Rev 3