

50M Series Single-Sided Floor Frames with Protector Mounting Modules

Mount protectors to 50M floor frames. Homaco mounts the protector modules starting at the bottom position of the frame.

If you must mount protectors on two modules, for example, the bottom and middle modules will be prepared to accept protectors and the top module will accept 66 blocks. Refer to the table and illustration below to order. When ordering, specify protector style and manufacturer.

Features:

- Protector modules mount most currently available 100-pair protector blocks
- Modules feature universal Protector Mounting Bars or customized hole spacing to accommodate protector blocks
- Designate an entire frame for protectors or mount protectors on selected modules
- If any of the (3) modules are not designated for protectors, the remaining module(s) will mount 66 blocks
- 50M-1800 frame allows 600-pair per module for non-protected blocks
- 50M-2700 frame allows 900-pair per module for non-protected blocks

Homaco Hint:

For easy of jumper administration – use a Double-Sided Frame: front side for protection and backside for station pairs.

50M Single-Sided Floor Frames with Protector Modules

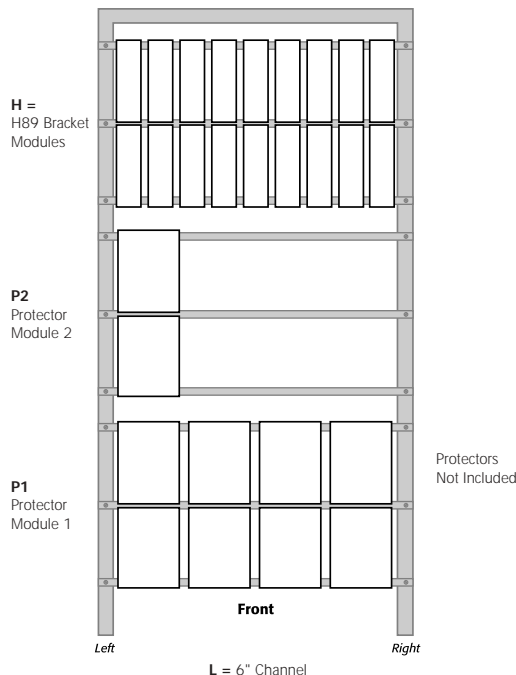
Frame Series	Channel Width	H89 Brackets	No. of Protector Modules	Protector* Type
50M-1800	X 4"	H Yes	P1 1	A Circa 4486 Corning 310 Marconi R303 Circa 3355 Corning 377 Marconi R305 Lucent 303 Corning 388 Marconi R355 Lucent 305 Corning 390 Marconi R399 Lucent 308 Corning 391 Marconi R700 Lucent 310 Corning 486 Marconi R710 Porta 503 Porta 508
50M-2700	L 6"	N No <small>(Brackets not installed on protector modules)</small>	P2 2	
			P3 3	
			B Lucent 189B Lucent 189C	
			C Circa 1900A1 Porta 26100 Lucent 190	
			D Circa 1890ECT1/NSC	

**100-pair protectors. Protectors are not included.*

Example: 50M-2700LHP2A

Installed Example: **50M-2700LHP2A**

Protector: Lucent 305 (not included)
1000 pairs protected =
10 Lucent protectors



50M Series Double-Sided Floor Frames with Protector Mounting Modules

Mount protectors to 50M floor frames. Homaco mounts the protector modules starting at the bottom position of the frame.

If you must mount protectors on two modules, for example, the bottom and middle modules will be prepared to accept protectors and the top module will accept 66 blocks. Refer to the table and illustrations below to order. When ordering, specify protector style and manufacturer.

Features:

- Protector modules mount most currently available 100-pair protectors
- Modules feature universal Protector Mounting Bars or customized hole spacing to accommodate protector blocks
- Designate an entire frame for protectors or mount protectors on selected modules
- If any of the (6) modules are not designated for protectors, the remaining module(s) will mount 66 blocks
- 50M-3600 frame allows 600-pair per module for non-protected blocks
- 50M-5400 frame allows 900-pair per module for non-protected blocks

50M Double-Sided Floor Frames with Protector Modules

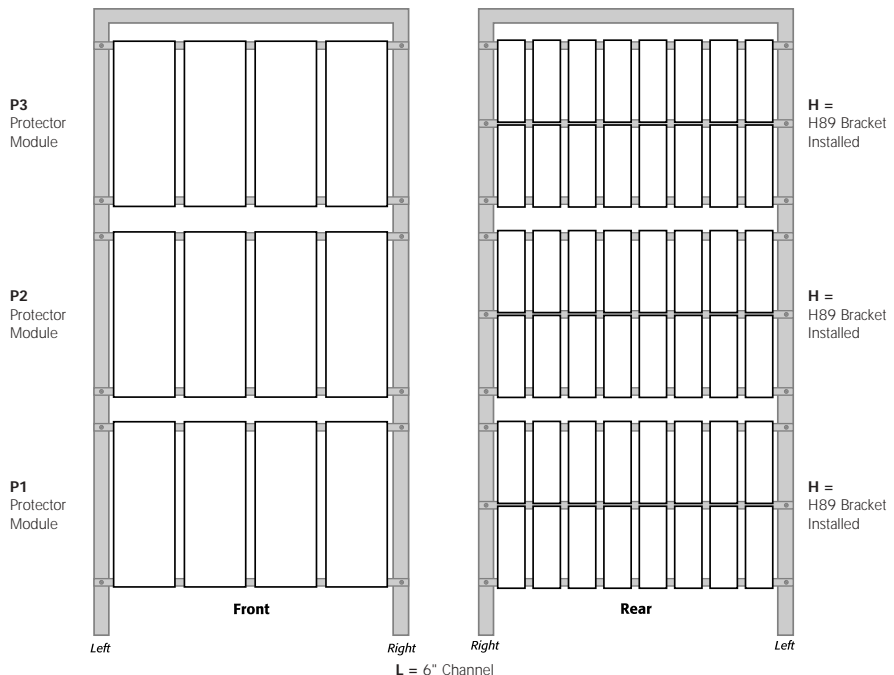
Frame Series	Channel Width	H89 Brackets	No. of Protector Modules	Protector* Type
50M-3600	X 4"	H Yes	P1 1	A Circa 4486 Corning 310 Marconi R303 Circa 3355 Corning 377 Marconi R305 Lucent 303 Corning 388 Marconi R355 Lucent 305 Corning 390 Marconi R399 Lucent 308 Corning 391 Marconi R700 Lucent 310 Corning 486 Marconi R710 Porta 503 Porta 508 B Lucent 189B Lucent 189C C Circa 1900A1 Porta 26100 Lucent 190 D Circa 1890ECT1/NSC
50M-5400	L 6"	N No <i>(Brackets not installed on protector modules)</i>	P2 2	
			P3 3	
			P4 4	
			P5 5	
			P6 6	

Example: 50M-5400LHP3A

**100-pair protectors. Protectors are not included.*

Installed Example: **50M-5400LHP3A**

Protector: Porta 503 (not included)
 Porta 503 = 100 pair
 Protecting 1200 pairs





Protectors (not included) are easy to mount on Homaco Protector Modules.

50M Series Protector Modules

Do you need to add protection to a current frame or for a wall? Homaco protector modules are the right solution. Protector modules mount most currently available 100-pair protectors. Several module styles are available depending on the protector you use.

Refer to the table and illustrations for the right module. When ordering, specify protector style and manufacturer.

Features:

- Modules have the cable management included to keep your cable organized
- "A" style modules feature universal Protector Mounting Bars or customized hole spacing to accommodate specified protector
- Designate an entire frame for protectors or mount protectors on selected modules

Frame Protector Modules

Catalog No.	Dimensions	Ship Weight
Add-on module for 50M-2700X and 50M-5400X		
50M-900PA	27.13"H x 35.25"W x 9.44"D	18 lbs
50M-900PB	27.13"H x 35.25"W x 9.44"D	20 lbs
50M-900PC**	25.38"H x 35.50"W x 4.75"D	17 lbs
50M-900PD	27.13"H x 35.50"W x 9.44"D	21 lbs

*Protectors are not included. ** Frame or wall mountable.

Add-on module for 50M-2700L and 50M-5400L		
50M-900PLA	27.13"H x 35.25"W x 12.75"D	19 lbs
50M-900PLB	27.13"H x 35.25"W x 12.75"D	21 lbs
50M-900PLD	27.13"H x 35.50"W x 12.75"D	22 lbs

*Protectors are not included. L = Added cabling and jumpering space.

Wall Protector Modules

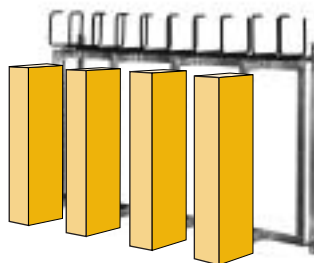
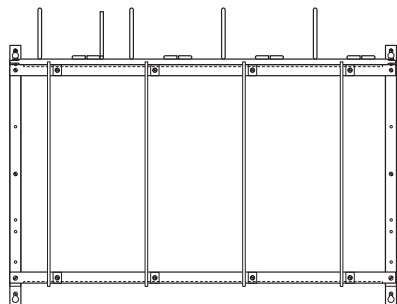
Catalog No.	Dimensions	Ship Weight
50M-900PWLA	27.13"H x 35.25"W x 8.44"D	18 lbs
50M-900PWLB	27.13"H x 35.25"W x 8.44"D	20 lbs
50M-900PC**	25.38"H x 35.50"W x 4.75"D	17 lbs

*Protectors are not included ** Frame or wall mountable.


Homaco Hint:

Refer to page 41 for protector styles.

50M-900PA


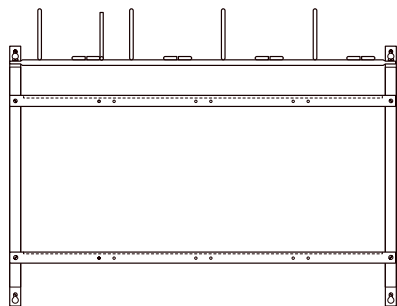


400-pair
 Lucent 303
 Corning 303, 310
 Marconi R303, R700, R710
 Porta 503



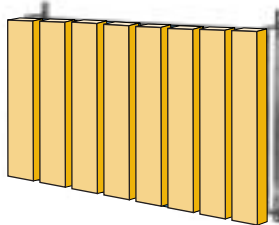
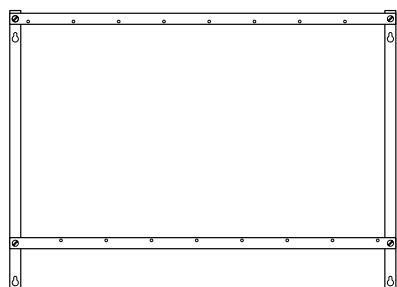
800-pair
 Circa 4486
 Lucent 305, 308, 310
 Corning 377, 388, 390, 391, 486
 Porta 508
 Marconi R305, R355, R399

50M-900PB




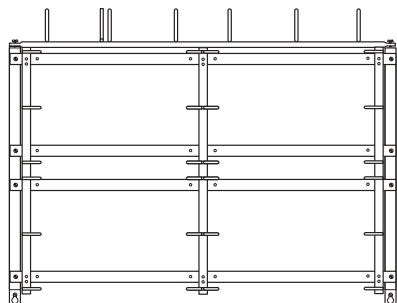
400-pair
 Lucent 189B
 Lucent 189C

50M-900PC



800-pair
 Circa 1900A1
 Lucent 190
 Porta 26100

50M-900PD



400-pair
 Circa 1890ECT1/NSC



Protector Mounting Bars (two shown).

Protector Mounting Bars

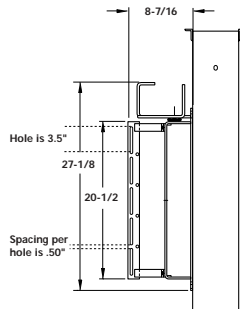
Protector Mounting Bars allow you to convert an existing 50M module to a Protector Mounting Modules. Bar attaches to module using same mounting holes as H89 brackets.

For use with "A" protector types; see the following ordering guide for specific protectors that can be used. Four protector bars are needed to convert a module.

Features:

- One aluminum protector bar
- Mounting hardware included

Catalog No.	Dimensions	Ship Weight
50M-303-305	20.50"H x 1.44"W x 4.63"D	1 lb



50M Protector Module/Frame Ordering Guide

Protector No.	Protector Pairs	Homaco Module Style	No. of Pairs Per Module	Frame Loaded Single-Sided	Frame Loaded Double-Sided
Circa					
1900A1	100	C	800	2400	4800
1890ECT1/NSC	100	D	400	1200	2400
3355	100	A	800	2400	4800
4486	100	A	800	2400	4800



Circa 1900A1



Circa 1890ECT1/NSC



Circa 3355



Circa 4486

Corning/Siecor

310	100	A	400	1200	2400
377	100	A	800	2400	4800
388	100	A	800	2400	4800
390	100	A	800	2400	4800
391	100	A	800	2400	4800
486	100	A	800	2400	4800



Corning/Siecor 377




Corning/Siecor 388

Protector No.	Protector Pairs	Homaco Module Style	No. of Pairs Per Module	Frame Loaded Single-Sided	Frame Loaded Double-Sided
Lucent					
189B	100	B	400	1200	2400
189C	100	B	400	1200	2400
190	100	C	800	2400	4800
303	100	A	400	1200	2400
305	100	A	800	2400	4800
308	100	A	800	2400	4800
310	100	A	800	2400	4800



Lucent 308



Lucent 310

Marconi

R303	100	B	400	1200	2400
R305	100	B	800	2400	4800
R355	100	A	800	2400	4800
R399	100	B	800	2400	4800
R700	100	A	400	1200	2400
R710	100	B	400	1200	2400



Marconi R303



Marconi R305



Marconi R355



Marconi R399



Marconi R700



Marconi R710

Porta

503	100	A	400	1200	2400
508	100	A	800	2400	4800
26100	100	C	800	2400	4800



Porta 503



Porta 508



Porta 26100