



More than a qualifier



# SignalTEK NT

Copper and Fibre Network Transmission Tester

# SignalTEK NT

Network  
Transmission Tester

More than a qualifier

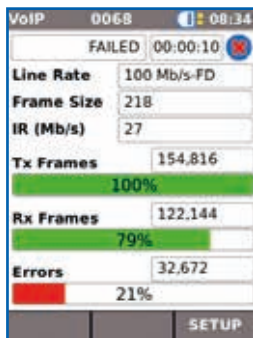
If you install, maintain or troubleshoot data cabling and Ethernet networks, SignalTEK NT allows you to prove the performance up to Gigabit Ethernet transmission rates.

By simulating actual network traffic users are able to test and document network and data cable performance to Gigabit Ethernet standards.

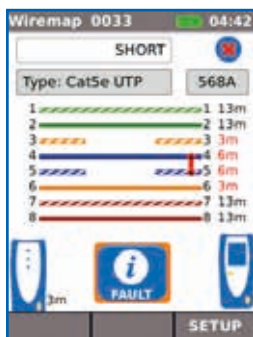
Where system warranties are not required the SignalTEK NT is a cost effective way of proving your copper and fibre networks provide error-free performance.



No calibration required plus replaceable RJ45 contacts



VoIP fail - 21% packet loss



Wiremap test displaying open and short

## Transmission testing proves real performance

There is no industry standard defining the testing requirements of cable qualifiers, consequently passing a qualification test does not prove that the installed structured cabling will provide flawless data transmission.

Uniquely, SignalTEK NT utilises a test method known in wide area networks as transmission testing to prove the performance of a network by sending real Ethernet data frames through the cabling and/or network devices to compare the error rate against the IEEE802.3ab Gigabit Ethernet standard. This provides a clear standards based Pass/Fail of the link being tested.

SignalTEK NT requires no configuration from the user as the two handsets automatically pair ready for testing; just select a usage scenario to simulate the appropriate service, from VoIP to CCTV, Video, and web traffic.

## Installation testing

### Cabling:

- Network traffic performance test on copper and fibre to IEEE802.3ab standard
- Wiremap test for open, shorts, miswires and split pairs to TIA-568 standard
- Gigabit link verification for copper and fibre cabling

### Active network:

- Network load testing through switches simulating CCTV/IPTV/VoIP/Web traffic
- PoE/PoE+ verification that displays available voltage at device location
- Check Ethernet connectivity at device location to 10/100/1000 Mb/s
- Verify network configuration (device IP/gateway address/subnet mask)
- Switch port identification via LLDP/CDP protocols

## Troubleshooting/diagnostics

### Cabling:

- Distance to fault using TDR technology (copper only)
- Ability to identify and trace cables with a compatible amplifier probe (62-164)
- Optical power indication (with compatible SFP modules)

### Active network:

- Network load testing through switches simulating CCTV/IPTV/VoIP/Web traffic
- Stress test network before installing bandwidth hungry devices
- Port blink to visually trace cable from work area outlet to network switch
- Displays port ID of LLDP/CDP enabled switches to eliminate manual cable tracing
- Identify network connection problems as hardware, network or configuration faults
- Ping local network devices and Internet URL's
- Count number of hops between network points with traceroute tests
- PoE load testing to confirm available power meets PoE device requirements



### Step 1 Test

- Create job folder
- Enter job site information
- Perform autotest on copper/fibre cabling and copper/fibre networks



### Step 2 Connect

- Activate SignalTEK NT wireless hotspot
- Connect your mobile phone or tablet with the IDEAL AnyWARE App
- Transfer test reports to your mobile device
- View test reports



### Step 3 Send

- Select reports (PDF or CSV) to send
- Select preferred transfer method – email, ftp, cloud storage etc.
- Send file
- Alternatively save test reports to USB key

**Download the FREE App today**



Download on the  
**App Store**

GET IT ON  
**Google play**



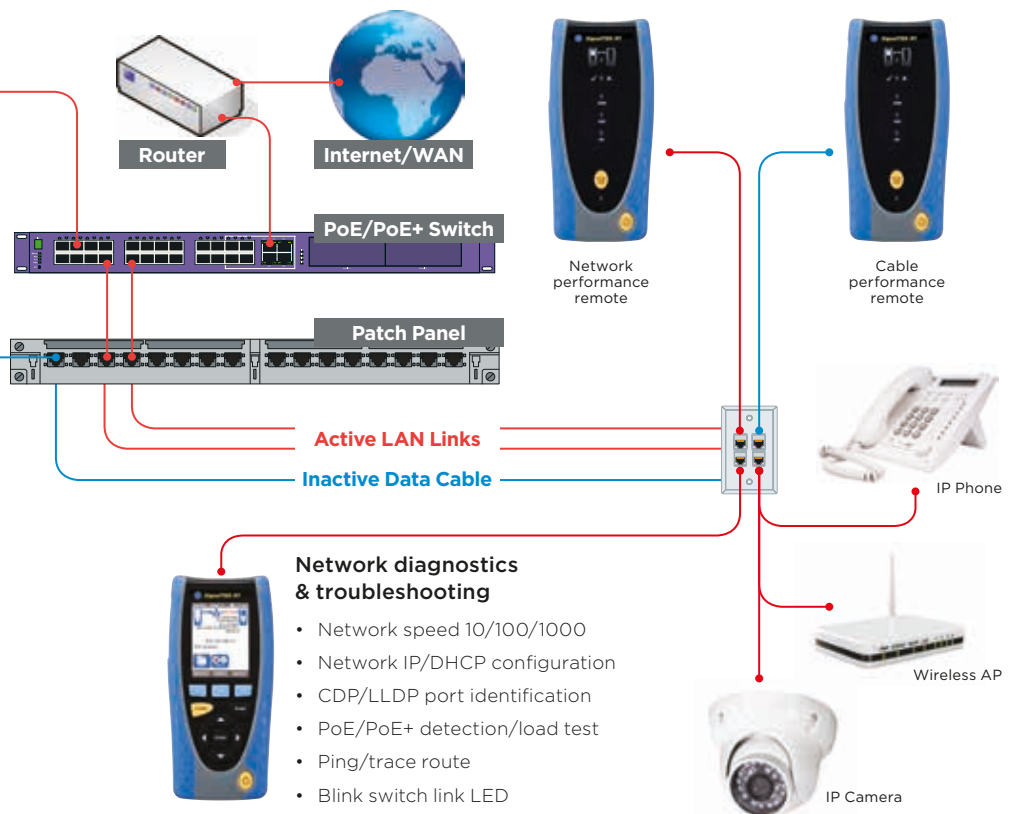
#### Network Performance Test

- Port speed 10/100/1000
- PoE/PoE+ detection
- Web data performance
- IP video performance
- IP CCTV performance
- VoIP performance



#### Cable Performance Test

- TDR wiremap
- IEEE 802.3ab Gigabit data



#### Network diagnostics & troubleshooting

- Network speed 10/100/1000
- Network IP/DHCP configuration
- CDP/LLDP port identification
- PoE/PoE+ detection/load test
- Ping/trace route
- Blink switch link LED

# SignalTEK NT

## Network Transmission Tester

### More than a qualifier

### Test Reporting

SignalTEK NT automatically generates test reports in PDF or CSV format.

The summary page of each report can be customised to include logo, company and operator details. Choose between 3 different reports that can show either passed, failed or all test reports in each report:

- Summary
- Brief
- Full (see example on the right side)

### Ordering Information

Part No.	Kit Contents
<b>R156003</b>	<b>SignalTEK NT – Network Transmission Tester.</b> Includes 1 x display, 1 x remote, 2 x NiMH batteries, 2 x patch cables - 30cm, Cat 5e STP, 2 x power supply with EU/UK/US adaptors, 1 x USB Wi-Fi adapter, 1 x user manual, 1 x carry case

For the copper only version without network troubleshooting, please check out our SignalTEK CT

### Optional Accessories


Part No.	Description
<b>MGKSX1</b>	1 x 1000BASE-SX Fibre kit. Includes 850nm SFP (Small Form factor Pluggable) SX transceiver, LC/LC and LC/SC duplex multimode cables and SC/SC duplex adaptor
<b>MGK LX2</b>	1 x 1000BASE-LX Fibre kit. Includes 1310nm SFP (Small Form factor Pluggable) LX transceiver, LC/LC and LC/SC duplex singlemode cables and SC/SC duplex adaptor
<b>MGKZX3</b>	1x 1000BASE-ZX Fibre kit. Includes 1550nm SFP (Small Form factor Pluggable) ZX transceiver, LC/LC and LC/SC duplex singlemode cables and SC/SC duplex adaptor
<b>62-164</b>	1 x IDEAL amplifier probe
<b>150058</b>	1 x RJ45 insert extraction tool, 10 x lifejack RJ45 inserts

For replacement accessories, please visit our website.

### Basic Specifications

Max. No. of Jobs	Max. No. of Stored Test	Max. Length	Battery Life	Dimensions per handset in mm	Weight per handset
50	5000	181 m/593 ft.	5 hours	175 x 80 x 40	0.4 kg

For detailed specifications, please visit our website.



Apple and the Apple logo are trademarks of Apple Inc., registered in the U.S. and other countries. App Store is a service mark of Apple Inc.

Android is a trademark of Google Inc.

All Rights Reserved. IDEAL, IDEAL NETWORKS and the SignalTEK logos are trademarks or registered trademarks of IDEAL INDUSTRIES LIMITED or IDEAL INDUSTRIES, INC.

IDEAL INDUSTRIES NETWORKS DIVISION  
Unit 3, Europa Court, Europa Boulevard, Warrington,  
Cheshire, WA5 7TN, UK.

Tel. +44 (0)1925 444 446 | Fax. +44 (0)1925 445501

uksales@idealnwd.com

[www.idealnetworks.net](http://www.idealnetworks.net)



A subsidiary of  
IDEAL INDUSTRIES INC.



Specification subject to change  
without notice. E&OE

© IDEAL Networks 2015

Publications no.: 156884, Rev. 1